

## CIRCULAR SIZE

All in metric with and without controls.

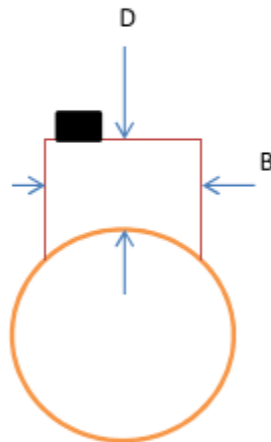
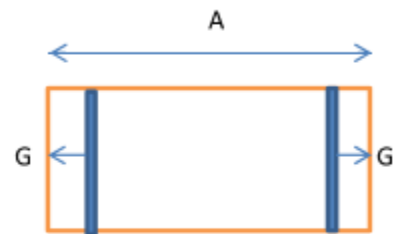
A= 390 (shell)

B= 190, C=265, D=120 this is the size for 200Ø to 500Ø

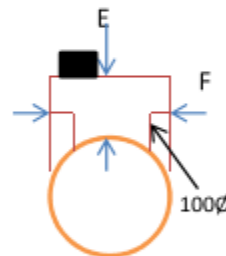
E= 90, F= 140 this is for 100Ø to 150Ø

G= 45 to lip of shell

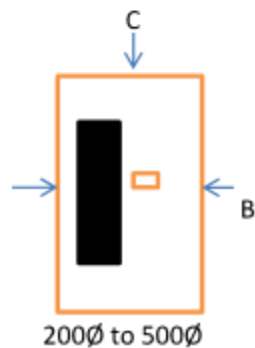
 = Heat sink 30mm high (controls only)



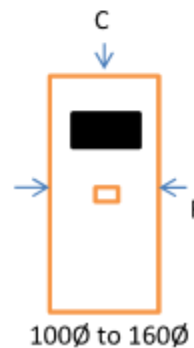
AAH/4 & AAH/6



AAH/2



200Ø to 500Ø



100Ø to 160Ø